

Scaled data based on original data using
LM-79-08 Approved Method: Electrical and Photometric Measurements of Solid-
State Lighting Products

Test Report Prepared for
Cooper Lighting Solutions
(formerly Eaton)

Brand: McGRAW-EDISON

Report Number: P200447

Luminaire Tested: **GPC-AF-01-LED-E1-SL3-7060-HSS**

Issue Date: 3/3/2020

Test Information

Test Method: LM-79-08
Report Number: P200447
TEST IS SCALED FROM IESNA LM-79-08 TEST DATA (P24289)
Test Lab: INNOVATION CENTER P2
Issue Date: 3/3/2020
Manufacturer: COOPER LIGHTING SOLUTIONS (FORMERLY EATON)
Product Line: MCGRAW-EDISON
Catalog Number: GPC-AF-01-LED-E1-SL3-7060-HSS
Description: GALLEON PEDESTRIAN LUMINAIRE
(1) 70 CRI, 5700K, 1050mA LIGHTSQUARE WITH 16 LEDS EACH AND TYPE III
SPILL LIGHT ELIMINATOR OPTICS WITH HOUSE SIDE SHIELD
Light Source: -
Ballast/Driver: ELECTRONIC DRIVER

Summary

Lumens per Lamp: N/A
Luminaire Lumens: 5430 lumens
Efficiency: N/A
Efficacy: 92.0 lumens/watt
Luminous Opening: Rectangular (W 0.5' x L: 0.5' x H: 0')
IES Classification: Type III - Short - Non-Cutoff
BUG Rating: B1 - U0 - G2

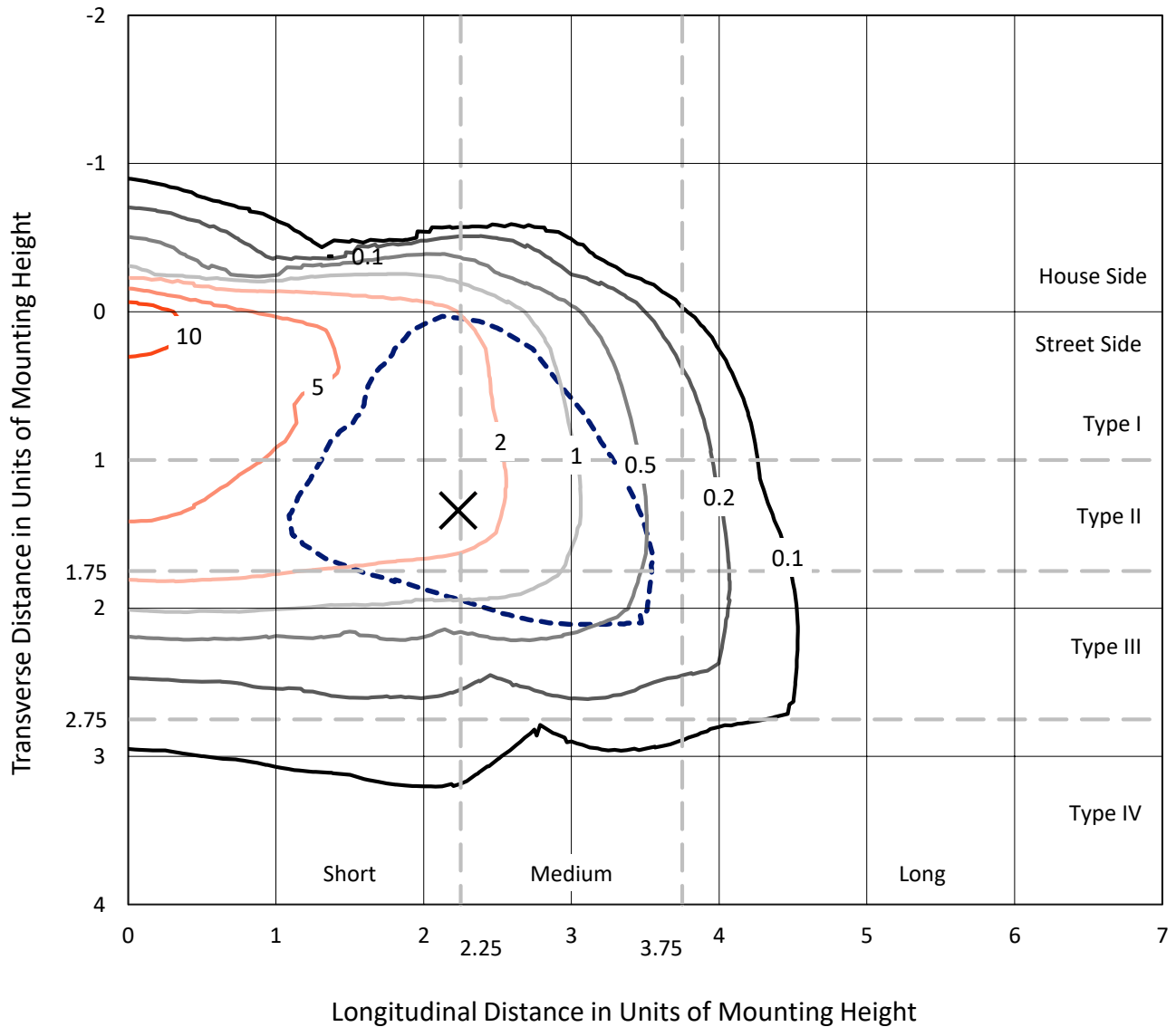
Input Watts (W): 59
Input Voltage (V): NR
Input Current (Ain): NR
Voltage Rise (V): NR
Power Factor: NR
Total Harmonic Distortion (THDi): NR
Frequency (hertz): 60
Stabilization Time: NR
Operation Time: NR
Ambient Temperature (°C): NR
Test Distance: 25 FT



REPORT NUMBER: P200447
 CATALOG NUMBER: GPC-AF-01-LED-E1-SL3-7060-HSS

Iso-Footcandle Lines of Horizontal Illumination

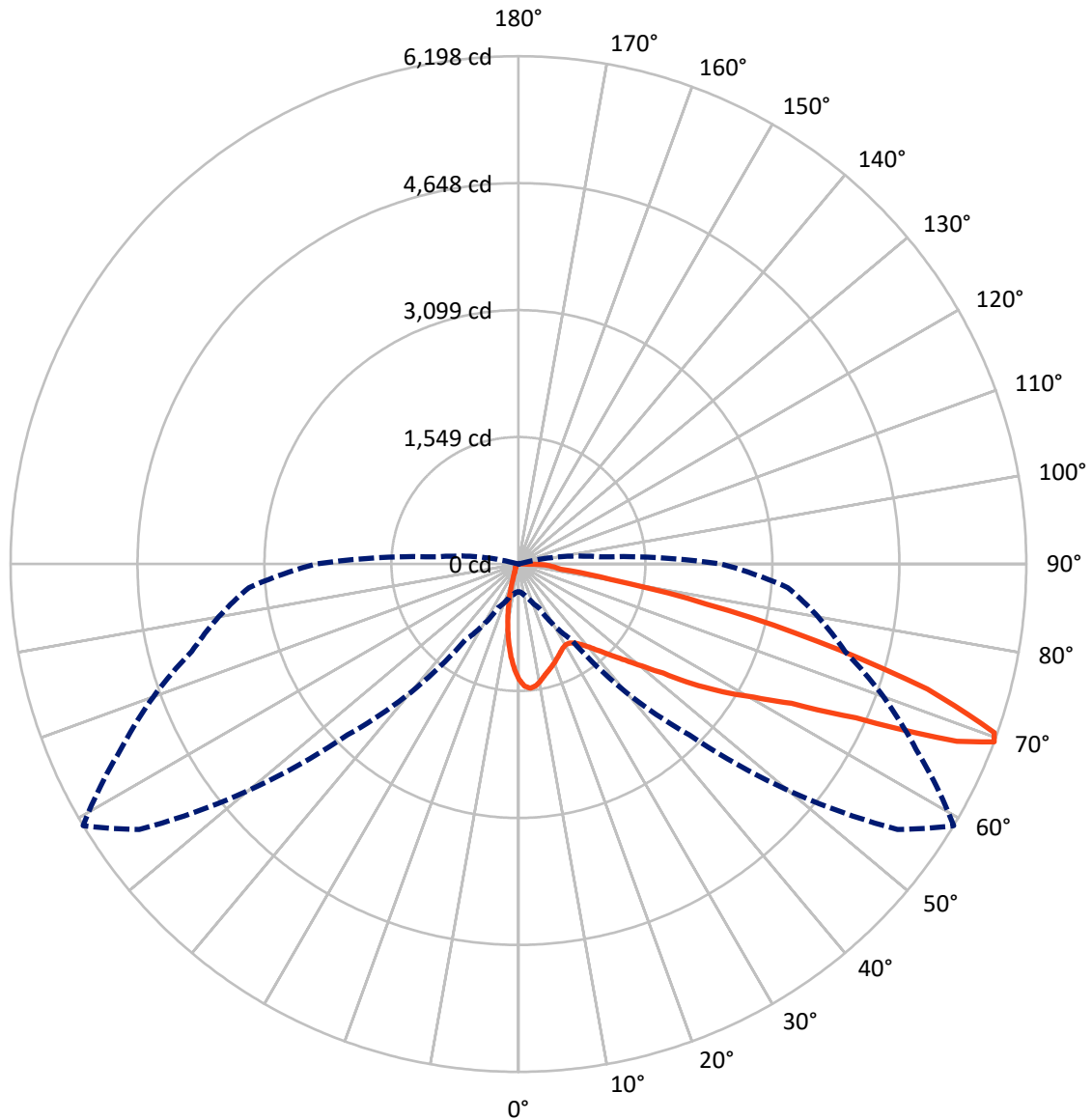
× Max cd
 - - - 1/2 Max cd



Based on 10 foot mounting height. Maximum calculated value = 14.2 fc
 Type III - Short - Non-Cutoff

REPORT NUMBER: P200447
CATALOG NUMBER: GPC-AF-01-LED-E1-SL3-7060-HSS

Luminous Intensity Polar Plot



— Vertical Plane Through 59-Deg Lateral - - - Horizontal Cone Through 69-Deg Vertical

REPORT NUMBER: P200447

CATALOG NUMBER: GPC-AF-01-LED-E1-SL3-7060-HSS

FLUX DISTRIBUTION:

		Downward	Upward	Total
House Side	Lumens	442.2	0.0	442.2
	% Fixture	8.1	0.0	8.1
Street Side	Lumens	4987.8	0.0	4987.8
	% Fixture	91.9	0.0	91.9
Total	Lumens	5430.0	0.0	5430.0
	% Fixture	100.0	0.0	100.0

Coefficient of Utilization

ZONAL LUMENS:

Zone	Lumens	% Fixture
0°-10°	114.7	2.1
10°-20°	237.0	4.4
20°-30°	319.0	5.9
30°-40°	463.1	8.5
40°-50°	771.2	14.2
50°-60°	1203.0	22.2
60°-70°	1488.6	27.4
70°-80°	754.4	13.9
80°-90°	78.9	1.5
90°-100°	0.0	0.0
100°-110°	0.0	0.0
110°-120°	0.0	0.0
120°-130°	0.0	0.0
130°-140°	0.0	0.0
140°-150°	0.0	0.0
150°-160°	0.0	0.0
160°-170°	0.0	0.0
170°-180°	0.0	0.0
0°-90°	5430.0	100.0
0°-180°	5430.0	100.0



REPORT NUMBER: P200447

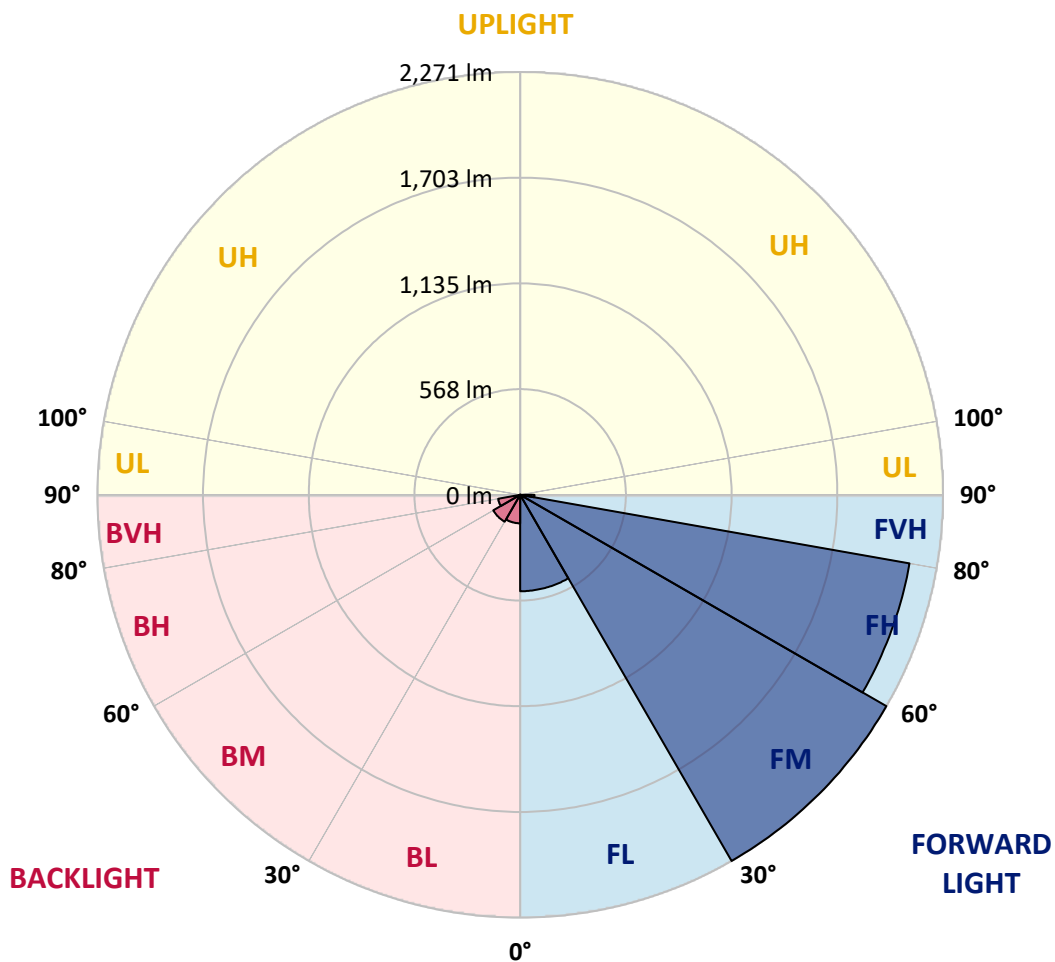
CATALOG NUMBER: GPC-AF-01-LED-E1-SL3-7060-HSS

LUMINAIRE CLASSIFICATION SYSTEM LUMEN TABLE AND BUG RATING:

Zone		Lumens	% Fixture	Zone Rating/Lumen Limit		
				B	U	G
FL	(0°-30°)	517.7	9.5			
FM	(30°-60°)	2270.7	41.8			
FH	(60°-80°)	2122.9	39.1			G2/5000
FVH	(80°-90°)	76.5	1.4			G1/100
BL	(0°-30°)	153.1	2.8	B1/500		
BM	(30°-60°)	166.6	3.1	B0/220		
BH	(60°-80°)	120.1	2.2	B1/500		G1/500
BVH	(80°-90°)	2.4	0.0			G0/10
UL	(90°-100°)	0.0	0.0		U0/0	
UH	(100°-180°)	0.0	0.0		U0/0	

BUG Rating: B1-U0-G2

Type III Short





REPORT NUMBER: P200447

CATALOG NUMBER: GPC-AF-01-LED-E1-SL3-7060-HSS

CANDELA DISTRIBUTION (FULL):

	0°	5°	15°	25°	35°	45°	55°	59°	65°	75°	85°
0°	1413.4	1413.4	1413.4	1413.4	1413.4	1413.4	1413.4	1413.4	1413.4	1413.4	1413.4
2.5°	1549.1	1548.5	1541.7	1538.6	1533.1	1521.4	1503.3	1493.8	1478.4	1451.7	1415.8
5°	1534.9	1542.3	1546.3	1546.6	1550.6	1546.3	1530.0	1522.0	1500.9	1457.9	1393.4
7.5°	1439.1	1441.9	1453.3	1463.1	1482.1	1500.2	1506.1	1502.7	1490.1	1444.1	1358.4
10°	1336.6	1339.4	1352.9	1365.8	1391.6	1419.5	1449.0	1455.1	1460.3	1424.4	1324.6
12.5°	1248.2	1250.9	1264.7	1281.6	1311.7	1346.1	1391.9	1402.0	1425.0	1405.7	1297.6
15°	1172.0	1173.2	1186.8	1207.6	1243.6	1287.8	1339.7	1355.9	1391.2	1392.5	1274.0
17.5°	1107.2	1110.3	1118.6	1138.5	1177.8	1232.5	1293.0	1316.3	1357.8	1381.4	1250.9
20°	1067.6	1070.7	1070.4	1081.4	1116.7	1175.1	1246.3	1274.3	1324.6	1370.1	1230.4
22.5°	1059.9	1059.9	1052.0	1050.4	1071.3	1120.1	1197.8	1231.9	1294.8	1365.1	1215.9
25°	1087.3	1086.0	1066.1	1049.8	1050.7	1079.9	1150.8	1191.4	1269.7	1368.5	1208.2
27.5°	1145.0	1143.5	1118.3	1087.3	1062.4	1062.1	1115.2	1158.8	1249.7	1384.5	1211.3
30°	1224.8	1224.2	1196.9	1157.9	1112.8	1071.3	1102.9	1142.5	1236.8	1413.4	1218.4
32.5°	1312.0	1311.1	1290.5	1249.4	1192.3	1112.8	1115.8	1149.0	1240.5	1451.7	1235.6
35°	1404.4	1402.9	1394.0	1358.1	1295.1	1189.2	1158.2	1184.0	1263.8	1509.2	1269.3
37.5°	1504.5	1506.1	1512.5	1478.1	1412.1	1296.4	1229.1	1246.6	1310.8	1587.1	1324.3
40°	1652.2	1651.9	1654.1	1608.9	1545.4	1427.5	1328.3	1333.8	1389.4	1690.6	1407.8
42.5°	1920.3	1901.6	1844.8	1752.6	1688.8	1577.3	1453.3	1447.4	1485.5	1818.7	1524.8
45°	2280.5	2240.5	2093.2	1916.6	1834.9	1746.2	1607.1	1588.4	1612.6	1972.5	1669.1
47.5°	2590.3	2548.8	2340.3	2087.3	1990.0	1906.5	1787.3	1753.6	1761.5	2144.7	1852.1
50°	2695.6	2675.3	2493.3	2235.9	2140.1	2108.2	1996.4	1955.3	1943.9	2344.0	2064.3
52.5°	2659.1	2657.5	2536.2	2332.4	2277.7	2317.0	2259.6	2212.0	2170.2	2554.0	2280.2
55°	2600.4	2608.1	2553.7	2416.8	2415.0	2507.7	2619.4	2579.8	2458.9	2782.2	2466.2
57.5°	2438.6	2471.5	2543.9	2576.5	2652.0	2746.9	2919.1	2942.5	2799.4	2956.9	2620.7
60°	1978.6	2050.8	2287.8	2599.5	2957.5	3193.9	3280.8	3300.8	3078.8	3102.1	2829.2
62.5°	1404.4	1478.1	1778.7	2306.0	2962.1	3781.3	3819.7	3741.4	3386.5	3317.4	3188.7
65°	745.5	802.3	1048.0	1664.5	2568.2	3917.7	4762.0	4528.7	3929.3	3740.8	3653.3
67.5°	381.4	398.6	496.2	814.6	1765.5	3479.8	5606.7	5771.0	4864.9	4160.8	3630.9
69°	337.4	347.6	412.4	588.9	1130.6	2947.4	5647.9	6197.5	5354.7	4125.8	3299.6
70°	326.7	335.6	394.6	533.0	883.7	2471.8	5490.4	6160.0	5479.9	3992.6	3052.1
72.5°	277.3	284.9	351.3	471.0	718.2	1227.0	4459.9	5219.9	4917.4	3326.0	2209.2
75°	185.5	210.6	337.1	441.5	668.1	697.0	2940.3	3772.1	3504.1	2243.3	1150.8
77.5°	44.5	47.9	95.2	351.3	611.0	613.5	1512.2	2344.9	1912.6	799.6	272.0
80°	23.9	23.0	26.7	69.7	569.0	575.7	680.7	1138.2	682.9	132.6	89.7
82.5°	16.9	16.0	17.2	29.2	179.0	524.4	492.5	515.2	283.1	51.0	40.2
85°	6.1	5.8	9.5	26.4	56.2	301.5	506.0	425.0	229.4	23.3	29.5
87.5°	2.1	1.8	3.7	14.4	17.2	128.3	312.3	321.2	90.3	14.1	13.8
90°	0.0	0.0	0.0	0.0	0.0	0.0	0.0	0.0	0.0	0.0	0.0



REPORT NUMBER: P200447

CATALOG NUMBER: GPC-AF-01-LED-E1-SL3-7060-HSS

CANDELA DISTRIBUTION (continued):

	90°	95°	105°	115°	125°	135°	145°	155°	165°	175°	180°
0°	1413.4	1413.4	1413.4	1413.4	1413.4	1413.4	1413.4	1413.4	1413.4	1413.4	1413.4
2.5°	1400.8	1381.7	1346.7	1310.8	1277.6	1237.7	1217.8	1198.1	1189.8	1186.8	1172.3
5°	1360.2	1328.0	1253.7	1179.1	1110.3	1037.2	989.0	950.3	927.6	916.5	899.0
7.5°	1308.3	1255.5	1142.8	1027.7	920.5	814.9	736.6	676.4	635.0	615.0	596.9
10°	1258.0	1187.7	1027.4	870.5	724.9	584.9	476.8	398.6	348.5	325.5	310.7
12.5°	1212.8	1121.7	915.9	717.3	534.6	370.6	260.7	198.4	167.3	156.6	151.4
15°	1172.6	1060.9	810.6	571.7	362.0	211.9	142.5	121.3	116.4	116.4	115.8
17.5°	1134.6	1001.3	709.0	435.1	227.2	129.6	108.4	105.6	105.6	106.9	106.9
20°	1098.0	944.5	610.7	312.3	143.1	102.9	97.9	97.3	97.9	99.5	99.5
22.5°	1066.7	892.9	518.9	214.3	106.2	92.7	90.3	89.4	89.7	90.6	91.2
25°	1043.4	849.3	432.3	145.2	91.5	84.4	81.7	80.1	78.9	78.9	79.5
27.5°	1028.6	812.5	348.5	105.6	82.3	76.8	72.5	70.0	67.2	65.7	66.3
30°	1017.9	777.5	269.9	86.3	73.7	68.2	62.6	58.6	54.7	52.8	53.4
32.5°	1013.9	749.2	201.7	76.1	66.0	59.9	53.1	47.9	43.6	42.1	42.4
35°	1024.6	726.8	147.7	68.8	59.9	52.2	44.5	38.7	35.3	34.4	34.7
37.5°	1052.9	714.8	110.5	62.6	54.3	45.8	37.2	31.6	29.5	29.5	29.8
40°	1106.3	714.5	88.7	58.3	49.4	39.6	30.7	26.7	25.5	26.1	26.4
42.5°	1184.3	730.8	77.4	54.3	45.1	33.8	25.5	22.7	22.4	23.0	23.3
45°	1290.8	760.6	71.2	51.0	40.5	28.2	21.5	19.7	19.7	20.6	20.9
47.5°	1421.3	804.2	66.0	47.6	35.9	23.6	18.4	17.2	17.5	18.4	18.7
50°	1578.5	859.1	60.8	43.9	32.5	19.7	16.0	15.0	15.4	16.6	16.9
52.5°	1757.6	933.1	56.5	40.5	28.2	16.3	13.5	12.9	13.5	14.7	15.0
55°	1911.1	999.4	51.3	37.8	22.7	13.5	11.1	11.1	11.7	13.2	13.5
57.5°	2058.8	1068.8	46.7	32.5	17.8	10.7	9.2	9.5	10.4	12.0	12.3
60°	2275.6	1186.4	41.1	27.3	13.5	8.6	7.7	8.0	9.2	10.7	11.1
62.5°	2643.7	1365.5	35.6	22.7	10.4	6.8	6.1	6.8	8.3	10.1	10.4
65°	2975.9	1438.2	29.2	19.0	8.0	5.2	5.2	6.1	8.0	9.8	10.1
67.5°	2790.8	1210.7	22.7	15.0	6.1	4.0	4.3	5.8	7.7	9.8	10.1
69°	2468.1	989.9	19.3	12.0	5.2	3.7	4.0	5.8	7.7	9.5	9.8
70°	2216.6	835.8	17.2	10.1	4.6	3.7	4.0	5.5	7.7	9.5	9.8
72.5°	1484.6	451.4	13.8	7.4	4.3	3.4	3.4	5.5	7.4	9.2	9.5
75°	638.1	124.7	11.1	5.2	3.7	3.1	3.1	5.2	7.1	8.9	9.5
77.5°	116.7	31.6	8.9	4.6	3.7	3.1	2.8	4.9	6.8	8.6	8.9
80°	46.4	15.7	7.1	4.0	3.4	2.8	2.5	4.6	6.4	8.3	8.6
82.5°	27.9	8.9	5.8	3.7	3.4	2.5	2.1	4.0	6.1	8.0	8.3
85°	22.7	6.1	4.6	3.7	3.1	2.5	1.8	3.7	5.5	7.7	8.0
87.5°	11.1	4.3	4.3	3.4	3.1	2.5	1.8	3.4	5.2	7.4	7.7
90°	0.0	0.0	0.0	0.0	0.0	0.0	0.0	0.0	0.0	0.0	0.0

(END OF REPORT)